














1. How many total hours have you completed?

		Response Percent	Response Count
0-29		49.2%	126
30-59		34.8%	89
60-89		9.4%	24
90+		6.6%	17
answered question			256
skipped question			0






2. What is your current cumulative GPA?

		Response Percent	Response Count
0 - 1.99		9.0%	23
2.0 - 2.49		7.8%	20
2.5 - 2.99		12.5%	32
3.0 - 3.49		23.8%	61
3.5 - 4.0		41.4%	106
Currently, I do not have a UTK GPA.		6.3%	16
answered question			256
skipped question			0

3. How did you schedule your advising appointment?

		Response Percent	Response Count
Appointment line		42.6%	109
In person (313 Ayres)		16.8%	43
Online through GradesFirst		40.6%	104
		answered question	256
		skipped question	0

4. When you checked in for your appointment today, how would you rate your experience with the front office staff?

		Response Percent	Response Count
Poor		0.4%	1
Fair		3.1%	8
Neither positive nor negative		7.4%	19
Good		37.1%	95
Excellent		52.0%	133
		answered question	256
		skipped question	0

5. What was the nature of your advising appointment today? Please indicate all answers that apply.

		Response Percent	Response Count
Academic Probation Advising		10.5%	27
Graduation Questions		5.1%	13
Pre-Health Advising		24.6%	63
Pre-Law Advising		2.7%	7
Pre-Teaching Advising		1.6%	4
Semester Advising		70.7%	181
Study Abroad		5.5%	14
Summer Advising		23.0%	59
Switching Colleges/Majors		23.0%	59
Other (please specify)		9.8%	25
		answered question	256
		skipped question	0



6. Are you trying to pursue a major outside the College of Arts & Sciences (for instance, Nursing, Engineering, Business, etc.)?

		Response Percent	Response Count
Yes		25.4%	65
No		74.6%	191

If you answered yes, could you tell us what major you intend to pursue? 65

		answered question	256
		skipped question	0

















7. Are you still exploring possible majors? In other words, would you consider yourself as "undecided?"

		Response Percent	Response Count
Yes		25.0%	64
No		75.0%	192



If you answered yes, could you briefly explain what steps you are currently taking to assist you in making this decision? 37

answered question	256
skipped question	0

8. Who was your advisor for today's appointment?

		Response Percent	Response Count
Blake Chambliss		9.4%	24
Sarah Cook		9.4%	24
Jeff Elliott		0.8%	2
Luke Garton		8.2%	21
Elizabeth Hays		7.4%	19
Simon Hogg		5.5%	14
Mary Anne Hoskins		0.4%	1
Jade Hoyer		6.3%	16
Allison Hunt		5.5%	14
Jared Johnson		10.5%	27
Brianna Kuhn		2.7%	7
Ashley Newsome		10.2%	26
Melissa Parker		0.4%	1
Kirsten Pitcock		15.2%	39
Catherine Preston		0.0%	0
Rachel Vykukal		7.8%	20
I do not remember my advisor's name.		0.4%	1
		answered question	256
		skipped question	0

9. My advisor listened to me.



		Response Percent	Response Count
Yes		98.8%	253
No		1.2%	3

If no, please explain. 5

answered question 256

skipped question 0

10. My advisor was prepared for my advising appointment.



		Response Percent	Response Count
Yes		98.4%	252
No		1.6%	4

Please explain your response. 24

answered question 256

skipped question 0

11. My advisor provided me with accurate information.



		Response Percent	Response Count
Yes		98.4%	252
No		1.6%	4

If you answered no, please briefly explain. 6

answered question 256

skipped question 0

12. I had sufficient time to discuss questions and concerns with my advisor .



		Response Percent	Response Count
Yes		98.0%	251
No		2.0%	5

If you answered no, please explain. 3




answered question 256

skipped question 0




13. My academic plan for next semester reflects my academic and career goals.

		Response Percent	Response Count
Yes		96.5%	247
No		3.5%	9
If no, please explain.			8
answered question			256
skipped question			0




14. I understand how to navigate the University's undergraduate catalog.

		Response Percent	Response Count
Yes		90.6%	232
No		4.7%	12
Does not apply		4.7%	12
answered question			256
skipped question			0




15. I understand the University's General Education requirement.

		Response Percent	Response Count
Yes		93.4%	239
No		2.3%	6
Does Not Apply		4.3%	11
answered question			256
skipped question			0






















16. I know how to generate and read a DARS report.

		Response Percent	Response Count
Yes		86.3%	221
No		7.8%	20
Does Not Apply		5.9%	15
answered question			256
skipped question			0

17. I understand basic degree requirements for an undergraduate degree in the College of Arts and Sciences.

		Response Percent	Response Count
Yes		91.8%	235
No		1.6%	4
Does Not Apply		6.6%	17
answered question			256
skipped question			0











18. Please check any campus and/or on-line resources your advisor referred you to during your appointment. Indicate all that apply.

		Response Percent	Response Count
Academic Program Guides		32.8%	84
Academic Department's Website		18.0%	46
Another College		18.0%	46
Career Services		19.5%	50
College Scholars		1.6%	4
DARSweb		64.8%	166
Honors Program		9.4%	24
Need A Major? Website		10.5%	27
Pre-Health Guides		18.0%	46
Pre-Health Website		14.1%	36
Pre-Law Website		3.9%	10
Student Activities		3.5%	9
Student Success Center		16.8%	43
Study Abroad		10.9%	28
Transfer Equivalency Tables		10.5%	27
Tutoring		11.7%	30
Undergraduate Catalog		53.1%	136
Undergraduate Research		5.5%	14
What Can I Do With This Major? Website		13.3%	34
Writing Center		5.5%	14
We did not discuss any additional campus or on-line resources.		5.9%	15

answered question 256

skipped question 0

19. How did you prepare for your advising appointment? Please answer all that apply.

		Response Percent	Response Count
Read the Undergraduate Catalog		34.4%	88
Looked at a DARS report		21.5%	55
Created a list of questions for my advisor		52.0%	133
Came with a list of course options for next semester		41.8%	107
Reviewed Academic Program Guide for majors of interest		17.2%	44
Reviewed "Your Advising Appointment" website		9.4%	24
Reviewed and/or brought my curriculum guide to the appointment		18.0%	46
Reviewed and/or brought materials from past appointments and/or orientation with me		12.9%	33
Reviewed UTK website		23.8%	61
I did not prepare.		17.6%	45

Other (please specify)

4

answered question 256

skipped question 0

20. Please provide any additional comments you have concerning today's advising experience. Any feedback you can provide is greatly appreciated.

**Response
Count**

71

answered question

71

skipped question

185