













**1. How many total hours have you completed?**

		Response Percent	Response Count
0-29		54.0%	290
30-59		32.2%	173
60-89		8.6%	46
90+		5.2%	28
<b>answered question</b>			<b>537</b>
<b>skipped question</b>			<b>0</b>






**2. What is your current cumulative GPA?**

		Response Percent	Response Count
0 - 1.99		3.0%	16
2.0 - 2.49		3.0%	16
2.5 - 2.99		11.7%	63
3.0 - 3.49		21.0%	113
3.5 - 4.0		22.2%	119
Currently, I do not have a UTK GPA.		41.5%	223
<b>answered question</b>			<b>537</b>
<b>skipped question</b>			<b>0</b>

### 3. Are you a transfer student?

		Response Percent	Response Count
Yes		13.8%	74
No		86.2%	463
answered question			537
skipped question			0

### 4. When you checked in for your appointment today, how would you rate your experience with the front office staff?

		Response Percent	Response Count
Poor		0.2%	1
Fair		2.4%	13
Neither positive nor negative		7.8%	42
Good		38.4%	206
Excellent		51.2%	275
answered question			537
skipped question			0

**5. What was the nature of your advising appointment today? Please indicate all answers that apply.**

		Response Percent	Response Count
Academic Probation Advising		3.9%	21
Graduation Questions		3.4%	18
Pre-Health Advising		19.7%	106
Pre-Law Advising		1.3%	7
Pre-Teaching Advising		0.6%	3
<b>Semester Advising</b>		<b>80.8%</b>	<b>434</b>
Study Abroad		3.5%	19
Summer Advising		3.0%	16
Switching Colleges/Majors		22.0%	118
Other (please specify)		5.6%	30
		<b>answered question</b>	<b>537</b>
		<b>skipped question</b>	<b>0</b>



**6. Are you trying to pursue a major outside the College of Arts & Sciences (for instance, Nursing, Engineering, Business, etc.)?**

		Response Percent	Response Count
Yes		32.4%	174
No		67.6%	363

If you answered yes, could you tell us what major you intend to pursue? 164

		<b>answered question</b>	<b>537</b>
		<b>skipped question</b>	<b>0</b>


















**7. Are you still exploring possible majors? In other words, would you consider yourself as "undecided?"**

		<b>Response Percent</b>	<b>Response Count</b>
<b>Yes</b>		32.8%	176
<b>No</b>		67.2%	361

If you answered yes, could you briefly explain what steps you are currently taking to assist you in making this decision? 104



<b>answered question</b>	<b>537</b>
<b>skipped question</b>	<b>0</b>

## 8. Who was your advisor for today's appointment?

		Response Percent	Response Count
Sarah Arsenoff		0.6%	3
Jessica Green Bowers		8.8%	47
Blake Chambliss		5.8%	31
<b>Sarah Cook</b>		<b>10.6%</b>	<b>57</b>
Jeff Elliott		0.4%	2
Luke Garton		9.3%	50
Elizabeth Hays		8.0%	43
Simon Hogg		4.3%	23
Mary Anne Hoskins		0.0%	0
Jade Hoyer		4.3%	23
Allison Hunt		5.4%	29
Jared Johnson		7.4%	40
Brianna Kuhn		5.0%	27
Amy Marcrum		0.0%	0
Jessica MacArthur		0.0%	0
Ashley Newsome		10.1%	54
Melissa Parker		0.6%	3
Kirsten Pitcock		10.1%	54
Catherine Preston		0.4%	2
Margaret Smith		0.0%	0
Adefolake (Flo) Thomas		0.0%	0
Rachel Vykukal		6.7%	36
Quantaria (Shell) Waller		0.0%	0

I do not remember my advisor's name.		2.4%	13
		<b>answered question</b>	<b>537</b>
		<b>skipped question</b>	<b>0</b>



### 9. My advisor listened to me.

		Response Percent	Response Count
Yes		99.4%	534
No		0.6%	3

If no, please explain. 4

		<b>answered question</b>	<b>537</b>
		<b>skipped question</b>	<b>0</b>



### 10. My advisor was prepared for my advising appointment.

		Response Percent	Response Count
Yes		99.1%	532
No		0.9%	5

Please explain your response. 53

		<b>answered question</b>	<b>537</b>
		<b>skipped question</b>	<b>0</b>



### 11. My advisor provided me with accurate information.

		Response Percent	Response Count
Yes		99.1%	532
No		0.9%	5

If you answered no, please briefly explain. 6

answered question	537
skipped question	0



### 12. I had sufficient time to discuss questions and concerns with my advisor .

		Response Percent	Response Count
Yes		98.0%	526
No		2.0%	11




If you answered no, please explain. 9

answered question	537
skipped question	0




**13. My academic plan for next semester reflects my academic and career goals.**

		Response Percent	Response Count
Yes		97.4%	523
No		2.6%	14
If no, please explain.			12
answered question			537
skipped question			0

**14. I understand how to navigate the University's undergraduate catalog.**




		Response Percent	Response Count
Yes		96.3%	517
No		2.2%	12
Does not apply		1.5%	8
answered question			537
skipped question			0

**15. I understand the University's General Education requirement.**




		Response Percent	Response Count
Yes		95.7%	514
No		2.8%	15
Does Not Apply		1.5%	8
answered question			537
skipped question			0
























**16. I know how to generate and read a DARS report.**

		Response Percent	Response Count
Yes		69.1%	371
No		21.2%	114
Does Not Apply		9.7%	52
		<b>answered question</b>	<b>537</b>
		<b>skipped question</b>	<b>0</b>

**17. I understand basic degree requirements for an undergraduate degree in the College of Arts and Sciences.**

		Response Percent	Response Count
Yes		88.8%	477
No		2.8%	15
Does Not Apply		8.4%	45
		<b>answered question</b>	<b>537</b>
		<b>skipped question</b>	<b>0</b>

**18. Please check any campus and/or on-line resources your advisor referred you to during your appointment. Indicate all that apply.**











		Response Percent	Response Count
Academic Program Guides		31.3%	168
Academic Department's Website		26.8%	144
Another College		15.1%	81
Career Services		22.5%	121
College Scholars		1.7%	9
DARSweb		37.1%	199
Honors Program		6.5%	35
Need A Major? Website		10.1%	54
Pre-Health Guides		19.9%	107
Pre-Health Website		15.8%	85
Pre-Law Website		1.7%	9
Student Activities		7.1%	38
Student Success Center		16.0%	86
Study Abroad		10.6%	57
Transfer Equivalency Tables		5.4%	29
Tutoring		13.6%	73
<b>Undergraduate Catalog</b>		<b>50.3%</b>	<b>270</b>
Undergraduate Research		5.2%	28
What Can I Do With This Major? Website		15.5%	83
Writing Center		5.8%	31
We did not discuss any additional campus or on-line resources.		8.8%	47

Other (please specify) 15

answered question 537

skipped question 0

**19. How did you prepare for your advising appointment? Please answer all that apply.**

		Response Percent	Response Count
Read the Undergraduate Catalog		37.2%	200
Looked at a DARS report		20.3%	109
Created a list of questions for my advisor		38.5%	207
<b>Came with a list of course options for next semester</b>		<b>46.0%</b>	<b>247</b>
Reviewed Academic Program Guide for majors of interest		22.9%	123
Reviewed "Your Advising Appointment" website		15.1%	81
Reviewed and/or brought my curriculum guide to the appointment		16.2%	87
Reviewed and/or brought materials from past appointments and/or orientation with me		13.4%	72
Reviewed UTK website		32.8%	176
I did not prepare.		15.6%	84

Other (please specify) 12

answered question 537

skipped question 0

**20. Please provide any additional comments you have concerning today's advising experience. Any feedback you can provide is greatly appreciated.**

**Response  
Count**

161

**answered question**

**161**

**skipped question**

**376**